



Bolchazy-Carducci Publishers *Lumina* used in a school learning management system course

Using Bolchazy-Carducci Publishers Lumina content LTI links requires an LTI link compatible learning management system.

A few examples of LTI link compatible learning management systems are Canvas, Moodle, Schoology, Blackboard, and Blackbaud.

The school LTI link compatible learning management system domain needs to be registered to use Lumina LTI links. This is a simple process handled through a brief online meeting with Bolchazy-Carducci support person, SoftChalk support person, and the school LMS administrator. We are available for an online meeting to assist with the learning management system domain registration.

Teachers place the LTI links in their school learning management system course.



Bolchazy-Carducci Publishers *Lumina* used in a school learning management system course

- Teachers add *Lumina* content to their course based on the order and pace they teach the course
- Teachers use their learning management system course to assign the *Lumina* content exercises
- Student grades are automatically recorded in the course gradebook



Bolchazy-Carducci Publishers *Lumina* used in a school learning management system course

The *Lumina* content overview is an outline of the Lumina content. This outline matches the design of *Lumina* content as it is presented on the B-C Moodle site.

Lumina: *Latin for the New Millennium* Level 1 content overview

Lumina: *Latin for the New Millennium* is set up by chapter and pairs with the *Latin for the New Millennium* textbook. Each chapter has practice exercises and additional exercises for each element of the chapter.

The chapter practice exercises provide a textbook page reference showing where in the textbook the content is presented. The chapter practice exercises are designed for the student to practice the content taught in the textbook chapter.

Each chapter practice exercise page contains:

- Overview list of the material presented in the chapter
- Latin reading from the textbook
- Audio of the Latin reading
- Vocabulary to Learn
- Language Facts of the specific chapter
- Derivatives of the specific chapter

The additional exercises are individual exercises for each element of the specific textbook chapter. For example, Chapter 1 has exercises covering the Latin reading, Language Fact I, Vocabulary to Learn, Language Fact II, and Language Fact III, as well as Vocabulary to Learn flashcards.

The chapter additional exercises are designed to be used as homework assignments or take-home quizzes.

Lumina: *Latin for the New Millennium* exercises are a combination of true & false, matching, short answer, fill in the blank, ordering, drag and drop, and multiple choice questions. The Vocabulary to Learn allows students to “mouse over” the Latin word to see the English



Bolchazy-Carducci Publishers *Lumina* used in a school learning management system course

Chapter overview

Click on the titles to preview the exercise content.

Chapter 1 practice exercises:

- Reading: *Rōmulus et Remus* (Latin reading from the textbook and audio)
- Language Fact I: Parts of Speech
- Vocabulary to Learn
- Language Fact II: Nouns: Number, Gender, Case (Nominative and Accusative)
- Language Fact III: First Declension Nouns
- Derivatives (crossword puzzle activity)



Bolchazy-Carducci Publishers *Lumina* used in a school learning management system course

Chapter list of Lumina exercises

Chapter 1 additional exercises for each section:	# questions
• <u>Reading Additional Exercises</u> : questions about Chapter 1 Latin reading content	10
• <u>Language Fact I Additional Exercises</u> : questions about parts of speech	8
• <u>Vocabulary to Learn Additional Exercises</u> : questions about the chapter vocabulary	10
• <u>Language Fact II Additional Exercises</u> : questions about nouns: number, gender, and case (nominative and accusative)	8
• <u>Language Fact III Additional Exercises</u> : questions about first declension nouns	10
• Vocabulary to Learn Flashcards: flashcards to practice Vocabulary to Learn presented in the chapter	



Bolchazy-Carducci Publishers *Lumina* used in a school learning management system course

Preview of Lumina exercises

After you have finished the Reading section for Chapter 1, use these exercises for additional practice.

Value: 1

1. Rhea Silvia became a priestess of which goddess?

Value: 1

2. What four letters are a symbol of supreme power in ancient Rome?

Value: 1

3. Mars is a god.

☐ True

☐ False

Value: 1

4. Rome was founded in 753 BCE.

Latin for the New Millennium Level 1

Chapter 1: Reading Additional Exercises

Score: 0 of 10

Content ©2020. All Rights Reserved.
Date last modified: July 26, 2019.

©2019 Bolchazy-Carducci Publishers, Inc.
This content cannot be copied, edited, distributed, or sold without permission from Bolchazy-Carducci Publishers, Inc.
Created with SoftChalk

After you have finished the Language Fact III section for Chapter 1, use these exercises for additional practice.

Value: 1

1. Put these cases in order, from the top of a declension chart to the bottom.

Ablative

Dative

Genitive

Accusative

Nominative

Value: 1

2. Which of the following does **NOT** belong in terms of gender?

☐ a. agricola

☐ b. poeta

☐ c. nauta

Latin for the New Millennium Level 1

Chapter 1: Language Fact III Additional Exercises

Score: 0 of 10

Content ©2020. All Rights Reserved.
Date last modified: June 18, 2020.

©2019 Bolchazy-Carducci Publishers, Inc.
This content cannot be copied, edited, distributed, or sold without permission from Bolchazy-Carducci Publishers, Inc.
Created with SoftChalk



Bolchazy-Carducci Publishers *Lumina* used in a school learning management system course

Lumina LTI link spreadsheet

After the school learning management system domain is registered to use Lumina LTI links the teacher will receive a spreadsheet containing the *Lumina* LTI links for the *Lumina* exercises.

	A	B	C	D	E	F	G
1	Lumina: Latin for the New Millennium Level 1 LMS LTi links						
2			*Indicates NEW or Updated LTI Link				
3	Activity Name (content reference)		Lti Link				
4			Please copy the complete link into your LMS				
5	Chapter 1 Content						
6	Chapter 1 Practice Exercises		https://www.softchalkcloud.com/scorecenter/lti/Dm9r8NLCgPFMfO				
7	Chapter 1 Reading Additional Exercises		https://www.softchalkcloud.com/scorecenter/lti/USVNFyD23HI8Yk				
8	Chapter 1 Language Fact I Additional Exercises		https://www.softchalkcloud.com/scorecenter/lti/tnDMe4HZQhXIKi				
9	Chapter 1 Vocabulary to Learn Exercises		https://www.softchalkcloud.com/scorecenter/lti/q4YTplyteg2Vnx				
10	Chapter 1 Language Fact II Additional Exercises		https://www.softchalkcloud.com/scorecenter/lti/Z5UMgTtfzEXWLj				
11	Chapter 1 Language Fact III Additional Exercises		https://www.softchalkcloud.com/scorecenter/lti/iF6t137bdQDw0C				
12	Chapter 1 Vocabulary to Learn Flashcards		https://www.softchalkcloud.com/scorecenter/lti/T9wjs4NA3zHLc0				
13							
14	Chapter 2 Content						
15	Chapter 2 Practice Exercises		https://www.softchalkcloud.com/scorecenter/lti/1vRXEdGs2y3Tpm				
16	Chapter 2 Reading Additional Exercises		https://www.softchalkcloud.com/scorecenter/lti/zUhpB0I6va2sSK				
17	Chapter 2 Language Fact I Additional Exercises		https://www.softchalkcloud.com/scorecenter/lti/ZBHrPhGgYOnQm				



Bolchazy-Carducci Publishers *Lumina* used in a school learning management system course

Adding *Lumina* LTI Links to the learning management system course.

Canvas

The screenshot shows the Canvas LMS interface. The top navigation bar includes links for Home, Announcements, Assignments, Discussions, Grades, People, Pages, Files, Syllabus, Outcomes, and Rubrics. The main content area displays the 'Assignments' page for the course 'AP Caesar and Vergil'. It shows a list of assignments with columns for assignment name, points, and status. Two assignments are listed: 'Caesar Book 1, de Bello Gallico 1.1a' and 'Caesar Book 1, de Bello Gallico 1.1b'. The second assignment is marked with a green checkmark, indicating it is complete.

Schoology

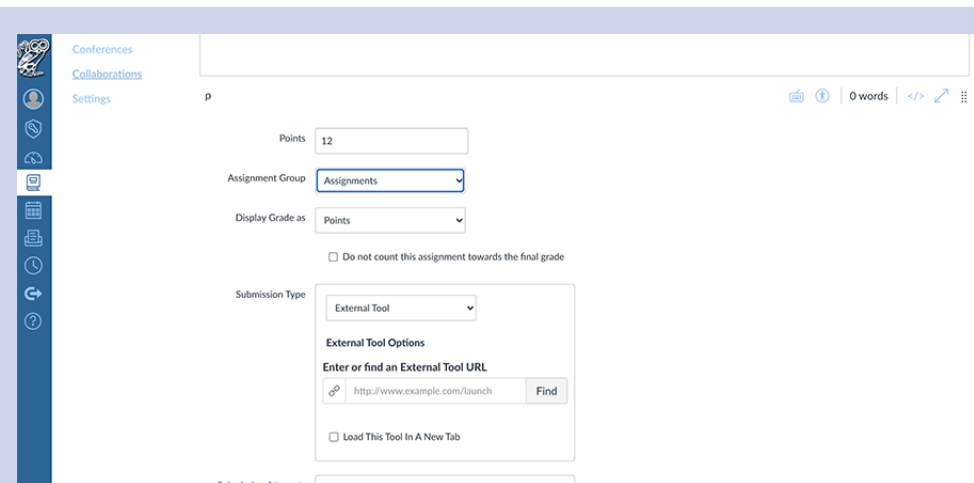
The screenshot shows the Schoology LMS interface. The top navigation bar includes links for UPGRADE, COURSES, GROUPS, and RESOURCES. The main content area displays the 'Lumina: LNM 1: Section 1' page. It shows a list of materials with columns for material name, points, and status. Four materials are listed: 'Lumina: LNM 1, Chapter 1 Practice Exercises', 'Lumina: LNM 1 Chapter 1 Vocabulary to Learn Flashcards', 'Lumina: LNM 1 Chapter1 Practice Exercises', and 'Chapter 1 Practice Exercises'. The first three materials are marked with a green checkmark, indicating they are complete. The fourth material is marked with a red X, indicating it is not complete.



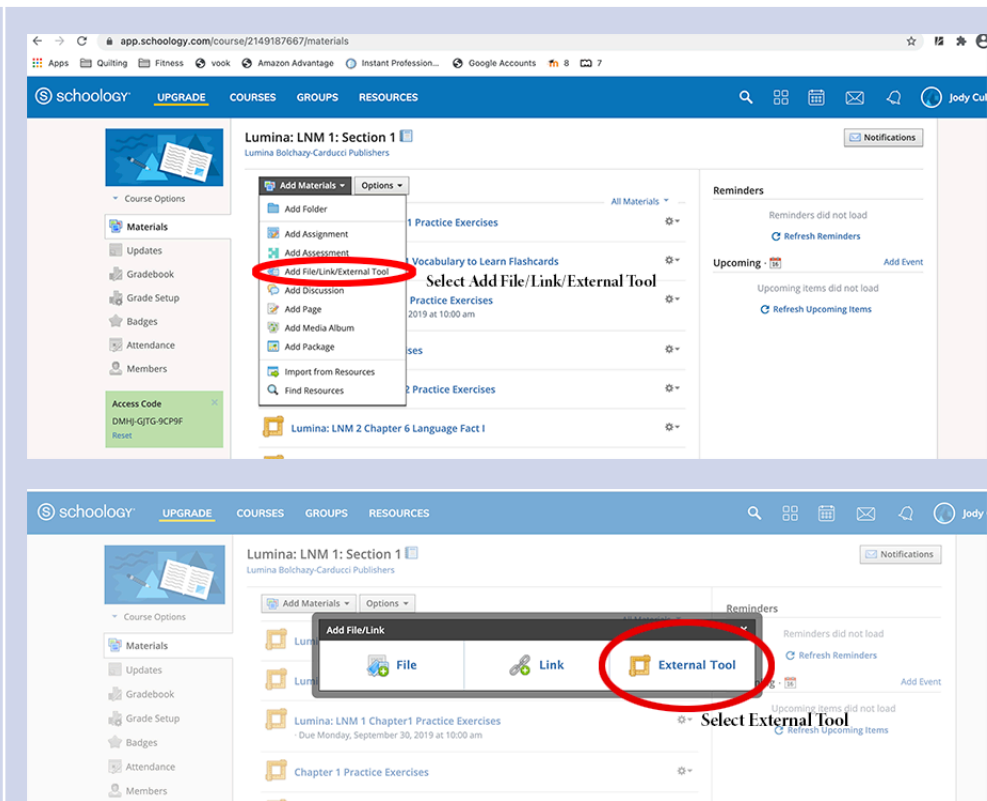
Bolchazy-Carducci Publishers *Lumina* used in a school learning management system course

Adding *Lumina* LTI Links to the learning management system course.

Canvas



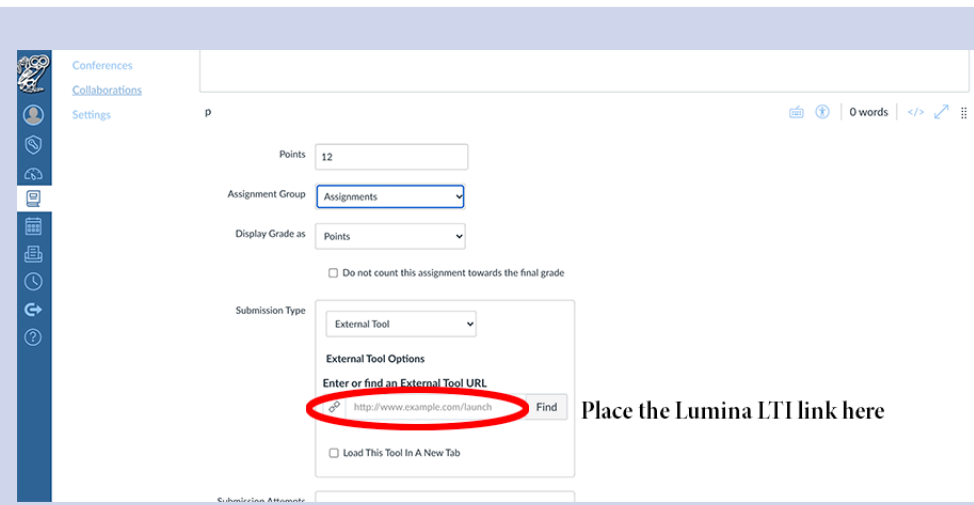
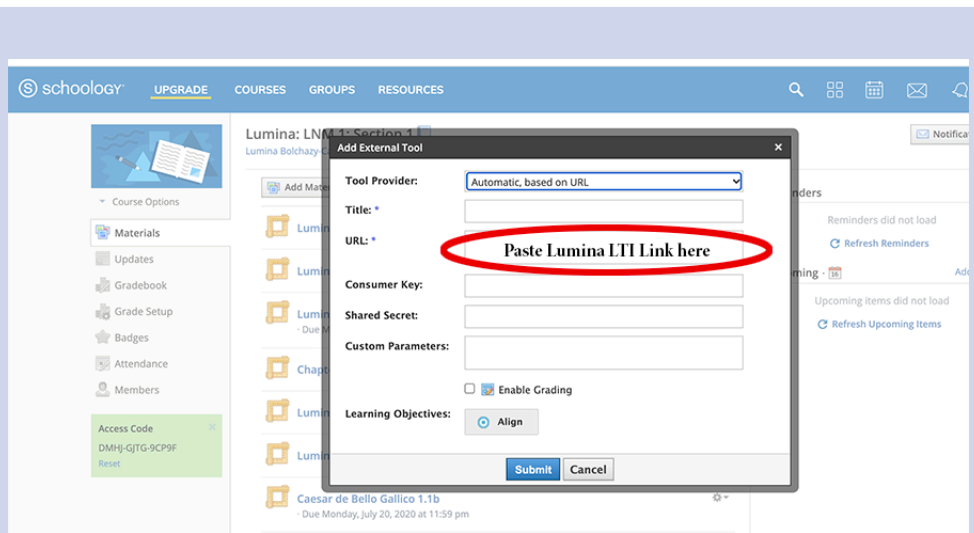
Schoology





Bolchazy-Carducci Publishers *Lumina* used in a school learning management system course

Adding *Lumina* LTI Links to the learning management system course.

Canvas	Schoology
 <p>Canvas LMS interface showing the 'Add External Tool' form. The 'URL' field is circled in red with the text 'Place the Lumina LTI link here' next to it.</p>	 <p>Schoology LMS interface showing the 'Add External Tool' form. The 'URL' field is circled in red with the text 'Paste Lumina LTI Link here' next to it.</p>



Bolchazy-Carducci Publishers *Lumina* used in a school learning management system course

Adding *Lumina* LTI Links to the learning management system course.

Canvas

The Canvas LMS interface shows a course titled 'AP Caesar and Vergil' with a focus on 'Assignments'. A sidebar on the left lists navigation options: Home, Announcements, Assignments, Discussions, Grades, People, Pages, Files, and Syllabus. The main content area displays a list of assignments under the heading 'Assignments'. Two assignments are visible: 'Caesar Book 1, de Bello Gallico 1.1a' with a score of -/12 pts, and 'Caesar Book 1, de Bello Gallico 1.1b' with a score of -/12 pts and a green checkmark indicating completion. Buttons for '+ Group' and '+ Assignment' are located at the top right of the assignment list.

Schoology

The Schoology LMS interface shows a course titled 'Lumina: LNM 1: Section 1' by Lumina Bolchazy-Carducci Publishers. The top navigation bar includes links for 'UPGRADE', 'COURSES', 'GROUPS', and 'RESOURCES'. A sidebar on the left lists course options: Materials, Updates, Gradebook, Grade Setup, Badges, Attendance, and Members. The main content area displays a list of course materials under the heading 'Lumina: LNM 1: Section 1'. The materials include 'Lumina: LNM 1, Chapter 1 Practice Exercises', 'Lumina: LNM 1 Chapter 1 Vocabulary to Learn Flashcards', 'Lumina: LNM 1 Chapter1 Practice Exercises' (due Monday, September 30, 2019 at 10:00 am), 'Chapter 1 Practice Exercises', and 'Lumina: LNM 2 Chapter 2 Practice Exercises'. A right sidebar contains 'Reminders' and 'Upcoming' sections, both with links to 'Refresh' and 'Add Event'.